



BANANA-BOARD

adjustable keyboard platforms

SUPERIOR SOLUTIONS FOR LEFT AND RIGHT HANDED USERS

Considered an industry standard, the patented Banana-Board offers functionality combined with contemporary design. Enjoy the benchmark in comfort and style with the versatile combination of the Pinnacle 2™ low profile arm and award winning Banana-Board platform.

The Banana-Board's thin, high impact, molded platform minimizes the distance between the forearm and thigh, for a greater range of ergonomic fit. The platform also features a built-in document holder and cord manager.

The Banana-Board System fits the widest variety of office workstations. If you want to avoid the hassle of supporting an extensive line of keyboard platforms for various workstation configurations and employee ergonomic needs, the Banana-Board is the ideal choice.

Let work
come to Life.™

Workrite
ergonomics®

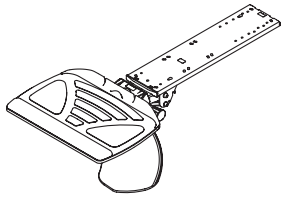


BANANA-BOARD®

Products listed on this page are available through GSA Contract GSA-28F-0030S SIN #711-2 (Schedule 71)



adjustable keyboard platforms



Mouse Platform features:

- Mouse platform easily slides from side to side to accommodate left or right-handed mousing
- Mouse-trap keeps mouse in place
- Features Mouse-Forward design for improved comfort

Keyboard Platform features:


- Model UB-2180S-25 platform
- Patented keyboard platform blends functionality with contemporary, high-tech design
- Platform includes built-in document holder and cord management for keyboard and mouse
- Removable palm support

Keyboard Arm features:

- Pinnacle 2™ Arm with 17" or 22" low profile ball bearing track
- Height range: flush to 6" below the worksurface
- Tilt range: -15° to +10°
- 360° swivel—easy positioning and storage
- No-knob, no-lever Lift-n-Lock™
- Maximum knee clearance
- Available in black only

Environmental considerations:

- LEED credit eligibility
 - Materials & Resources, MR Credit 4.1
 - Recycled content: 10% (post-consumer + ½ pre-consumer) (1 point)
 - Materials & Resources, MR Credit 4.2
 - Recycled content: 20% (post-consumer + ½ pre-consumer) (1 point)
- Innovation and Design, ID Credits 1.1–1.4
 - Implementation of comprehensive ergonomic program (1-4 points)



The Pinnacle 2 Arm includes a ball bearing track for years of maintenance-free use.



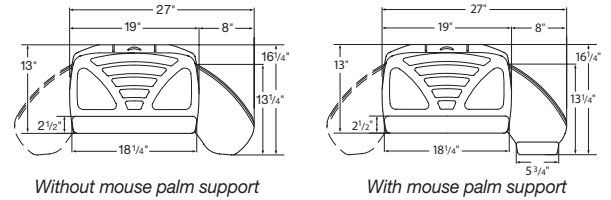
Ergonomic features include an adjustment knob and tilt gauge for +10° to -15° tilt range and document holder.



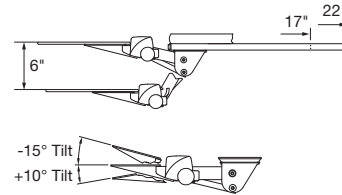
Non-skid neoprene pads and textured mouse area create the foundation for accurate input via keyboard and mouse.

Configuration	Foam	Track Length	Model #	Weight	LEED Recycle %
Without mouse palm support	Jel	22"	2128-22J	18	22
	Standard	22"	2128-22	18	22
	Jel	17"	2128-17J	16	21
	Standard	17"	2128-17	16	21
With mouse palm support	Jel	22"	2133-22J	18	22
	Standard	22"	2133-22	18	22
	Jel	17"	2133-17J	16	21
	Standard	17"	2133-17	16	21

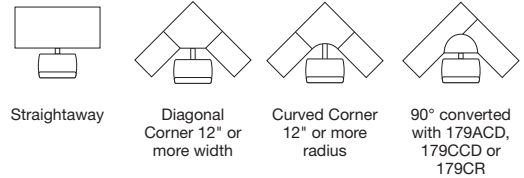
Dimensions



Arm Range



Desk Compatibility



Workrite Ergonomics, Inc. 1450 Technology Lane, Petaluma, CA 94954
www.workriteergo.com 800.959.9675

©2011 Workrite Ergonomics | All referenced company and product names are trademarks, registered trademarks or copyrights of their respective holders.

1400201-0711 Subject to change without notice.

Workrite
ergonomics®